

# ***HYPERDIVE<sup>®</sup>-Mixer***

*mixing technology*



**invent<sup>®</sup>**  
umwelt und verfahrenstechnik

- Fluid mechanically optimized
- Energy saving
- Robust & proven
- Minimum maintenance efforts
- Easy installation

## ***H Y P E R D I V E***®

### **An Overview**

As alternative to the **HYPER-CLASSIC**® - Mixers with top-mounted drive and shaft we offer the submersed driven **HYPERDIVE**® - Mixer Series. They can be applied in cases where bridges are not available or when submersed drive mixers are preferred.

The **HYPERDIVE**® - Mixers feature exactly the same

### **Design**

flow-pattern and fluidmechanical advantages as the **HYPER-CLASSIC**® - Mixer. The main components such as the hyperboloid mixer-body are identical.

The design of our **HYPER-DIVE**® - Mixer is simple, robust and proven. Figure 1 shows the main components in an exploded view.

## **The Hyperboloid-Mixer with submersed drive**

### **TRIPOD**

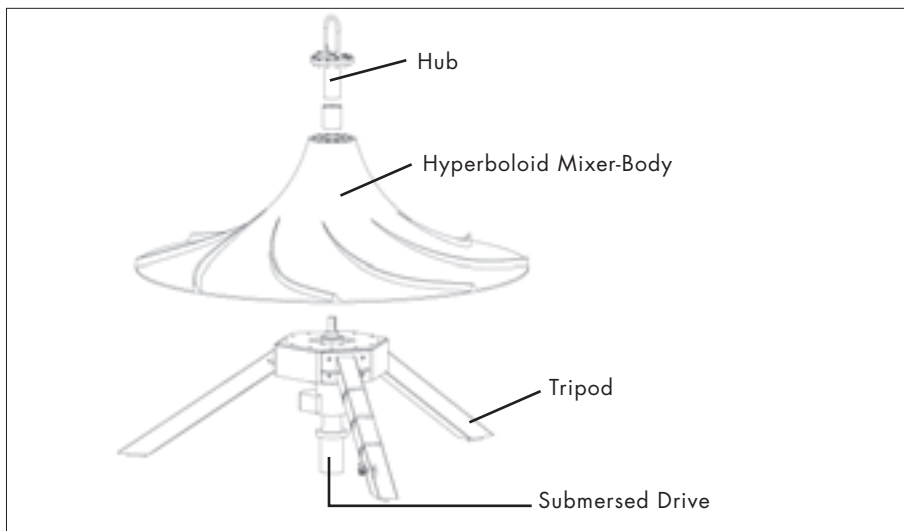
The tripod is made from massive coated carbon steel which provides sufficient weight to keep the **HYPERDIVE**® - Mixer in position safely during operation and standstill. It supports the submersed drive and holds the electrical supplies away from the mixer-body.

### **SUBMERSED-DRIVE**

As gear-drives we use custom-made gear-drives from renowned manufacturers. They consist of submersed three-phase electrical motor, spur-gear, special bearing-lantern and special seal. On the end of the stainless-steel drive-shaft the hyperboloid mixer-body is mounted.

### **HYPERBOLOID MIXER-BODY**

The hyperboloid mixer-body is made from high quality fiber-reinforced-plastic (FRP) which



## Easy installation Just drag & drop

is totally sealed with biologically neutral gel-coat. The eight transport ribs which accelerate the fluid are integrated into the mixer-body. This design ensures maximum robustness and longevity. The hub which connects mixer-body and drive is made from

stainless steel. It also carries a lifting lug to install and to lift out the whole

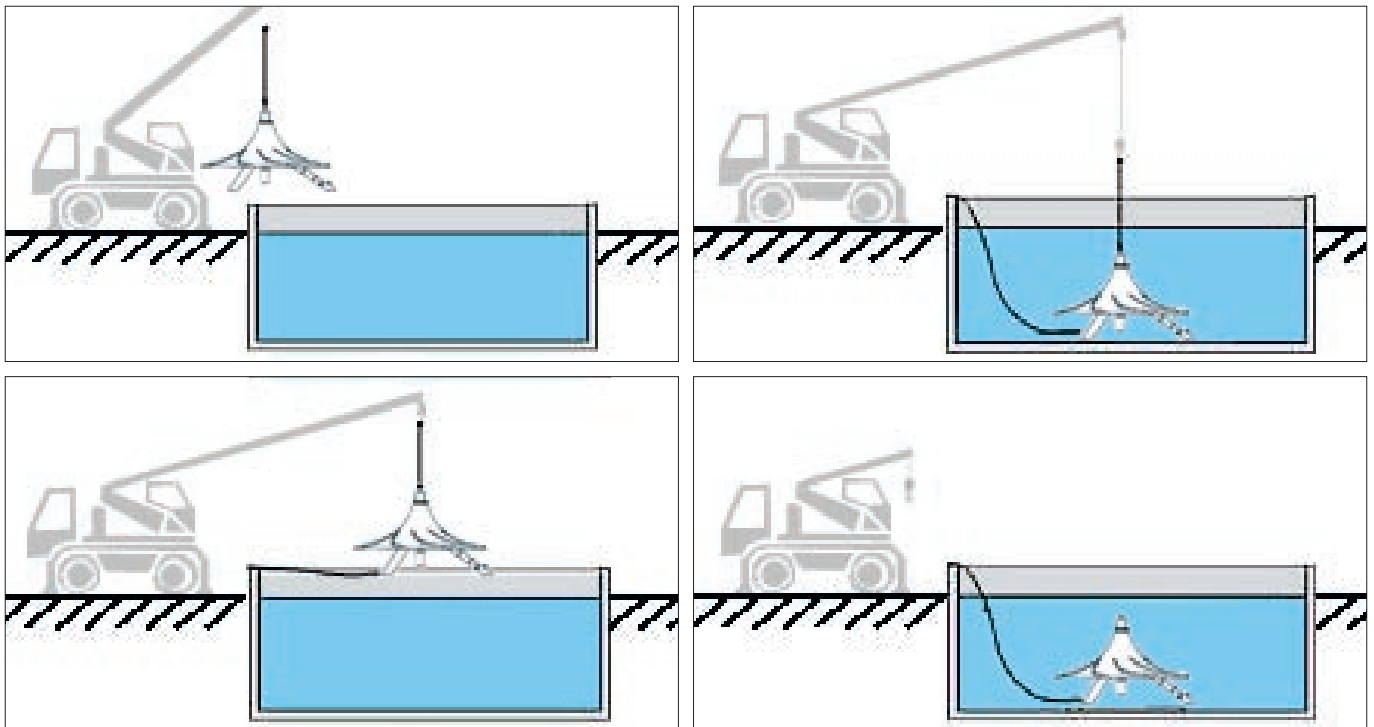
**HYPERDIVE®** - Mixer.

The installation of the **HYPERDIVE®** - Mixers is simple and time-saving. Just

**HYPERDIVE®**

## Installation

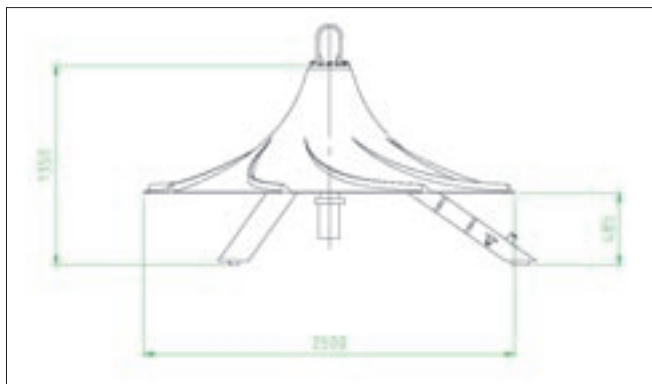
put the mixer in position in the empty or filled basin and connect the electrical cable to the power supply. The weight of the mixer will keep the system in position safely. No extra supports, bridges or other additional devices are required.



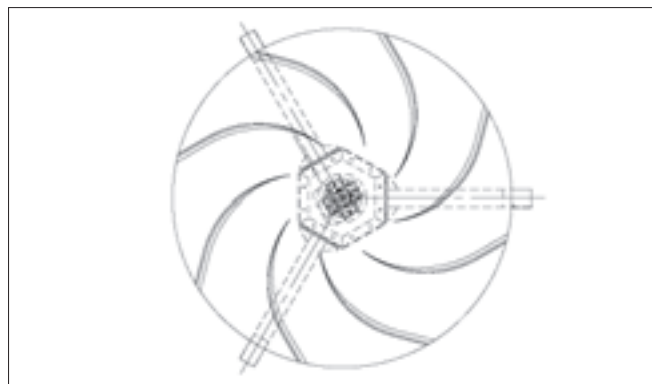
# The Hyperboloid-Mixer with submersed drive

## Technical Specifications for HDRKA/2500-Series

Type	Diameter	Rotational speed	Installed power	Power consumption
HDRKA/2500-18-1.5	2500 mm	18.0 rpm	1.5 kW	0.9 kW
HDRKA/2500-22-1.5	2500 mm	22.0 rpm	1.5 kW	1.5 kW
HDRKA/2500-26-3.0	2500 mm	26.0 rpm	3.0 kW	2.3 kW
HDRKA/2500-30-4.0	2500 mm	30.0 rpm	4.0 kW	3.6 kW
HDRKA/2500-34-5.5	2500 mm	34.0 rpm	5.5 kW	4.8 kW



Side view



Top view

## Contact

For further information or detailed technical and commercial offers please contact our head office or your local representative.

**INVENT** Umwelt- und Verfahrenstechnik GmbH & Co. KG • Am Weichselgarten 36 • 91058 Erlangen • Germany  
Fon: +49 (0)9131 69098 - 0 • Fax: + 49 (0)9131 69098 - 99 • <http://www.invent-uv.de> • E-Mail: [info@invent-uv.de](mailto:info@invent-uv.de)